

**TREATMENT PLANT APPROVAL 09/2019**  
*Plumbing and Drainage Act 2018, part 4.*



**Approval**

1. The **Oxyfix C-90 10PE - Chlorine Model - Advanced Secondary Quality Wastewater Treatment System** ("the system") described in the Specifications and Drawings in the attached Schedule and manufactured by **Eloy Water Australia** (ABN 47 161 068 471) ("the manufacturer") has been assessed in accordance with the (previous) Queensland Plumbing and Wastewater Code (QPW Code) dated 26 October 2017.
2. Approval is granted for the advanced secondary quality wastewater treatment system, subject to compliance by the manufacturer with the requirements of the *Plumbing and Drainage Act 2018*, part 4 and the conditions of approval detailed below.
3. This approval, the conditions of approval and the Schedule comprise the entire Chief Executive Approval document.
4. Any modification by the manufacturer to the design, drawings or specifications scheduled to this approval must be approved by the Chief Executive.

**Conditions of approval**

1. The manufacture, installation, operation, service and maintenance of the systems must be in conformity with the conditions of this Treatment Plant Approval.
2. The advanced secondary quality wastewater treatment system, which is an example of the approved systems, may only be used on premises that generate per day
  - (a) a maximum hydraulic loading of 1,500 litres; and
  - (b) a maximum organic loading of 700g BOD<sub>5</sub>.
3. The system must continue to meet the requirements of advanced secondary quality wastewater treatment system, producing the following effluent quality —
  - (a) 90% of the samples taken must have a BOD<sub>5</sub> less than or equal to 10 g/m<sup>3</sup> with no sample greater than 20 g/m<sup>3</sup>.
  - (b) 90% of the samples taken must have total suspended solids less than or equal to 10g/m<sup>3</sup> with no sample greater than 20g/m<sup>3</sup>.
  - (c) 90% of the samples taken must have a thermotolerant coliform count not exceeding 10 organisms per 100 mL with no sample exceeding 200 organisms per 100mL.
  - (d) The total chlorine concentration shall be greater than or equal to 0.5gm<sup>3</sup> and less than 2.0gm<sup>3</sup> in four out of five samples taken.
4. Each system must be serviced in accordance with the details supplied in the owner's service and maintenance manuals.

**Treatment Plant Approval**

Approved by: Lindsay Walker

Delegated Authority

Department of Housing & Public Works



## TREATMENT PLANT APPROVAL 09/2019

*Plumbing and Drainage Act 2018, part 4.*



5. Each system must be supplied with —
  - (a) a copy of this Treatment Plant Approval document;
  - (b) details of the system;
  - (c) instructions for authorised persons for its installation;
  - (d) a copy of the owner's manual to be given to the owner at the time of installation; and
  - (e) detailed instructions for authorised service personal for its operation and maintenance.
6. This approval does not extend, apply to, or include the land application system used in conjunction with an approved system installed on premises.
7. At each anniversary of the Treatment Plant Approval date, the manufacturer must submit to the Chief Executive a list of all systems installed in Queensland that they have received an installation and commissioning certificate for, during the previous 12 months.
8. Where the Chief Executive is notified of any system failures that they believe are a result of poor design or faulty manufacture, the Chief Executive may randomly select a number of installed systems for audit. The Chief Executive will notify the National Association of Testing Agencies (NATA) accredited laboratory nominated by the manufacturer, which systems are to be audited for Biochemical Oxygen Demand (BOD<sub>5</sub>) and Total Suspended Solids (TSS). The sampling and testing of the selected systems, if required, is to be done at the manufacturer's expense. The following results must be reported to the Chief Executive;
  - (a) Address of premises.
  - (b) Date inspected and sampled.
  - (c) Sample identification number.
  - (d) Biochemical Oxygen Demand (BOD<sub>5</sub>).
  - (e) Total Suspended Solids (TSS).
9. The Chief Executive may, by written notice, cancel this approval if the manufacturer fails —to comply with one or more of the conditions of approval; or within 30 days, to remedy a breach, for which a written notice been given by the Chief Executive.
10. This approval may only be assigned with the prior written consent of the Chief Executive.
11. The Chief Executive may, by written notice, cancel this approval if the manufacturer fails —
  - (a) to comply with one or more of the conditions of approval; or
  - (b) within 30 days, to remedy a breach, for which a written notice been given by the Chief Executive.
12. This approval may only be assigned with the prior written consent of the Chief Executive.
13. This approval expires on 1 January 2024 unless cancelled earlier in accordance with paragraph 9 above.

Lindsay Walker

**Director**  
**Plumbing, Drainage and Special Projects**  
**Building Legislation and Policy**  
Date approved: October 2019

**Treatment Plant Approval**  
Approved by: Lindsay Walker  
Delegated Authority  
Department of Housing & Public Works



Level 7,  
63 George Street Brisbane  
GPO Box 2457, Brisbane Qld 4001  
**Telephone** +61 7 3008 2557  
**Facsimile** +61 7 3237 1248  
**Website** [www.hpw.qld.gov.au](http://www.hpw.qld.gov.au)

ABN 61 331 950 314

**TREATMENT PLANT APPROVAL No. 09/2019**  
*Plumbing and Drainage Act 2018, part 4*



**SCHEDULE**

**Attachment 1**

Specifications & Drawings for the

**Oxyfix C-90 10PE - Chlorine Model - Advanced Secondary Quality Wastewater Treatment System**

**Treatment Plant Approval**

Approved by: Lindsay Walker  
Delegated Authority  
Department of Housing & Public Works



## **Eloy Water: Oxyfix 10 PE models**

### **a) Brief description of the item**

The Eloy Water Oxyfix 10 EP aerated wastewater treatment plant was tested in accordance with the Australian Standard AS/NZS 1546.3:2008 On-site domestic wastewater treatment units -Aerated wastewater treatment systems.

#### **How does Oxyfix work?**

Once the wastewater enters the Oxyfix system, the cleaning process takes place under gravity in three stages: the initial separation of solids, the biological reaction and clarification. After those three stages, the effluent is disinfected (when required) and then pumped out to the irrigation zone.



#### **1 - Primary separator**


Wastewater is pre-treated as the solid matter is separated and partially digested by anaerobic bacteria (i.e. bacteria that survive without oxygen). A layer of cellulose and grease forms on the surface, which is liquefied and digested.

#### **2 - Biological reactor**

The Oxybee® media inside the reactor promotes the rapid establishment of bacteria in order to create a «bio-film». Oxygen is introduced at the base of reactor by a blower and air diffusers to increase the activity of the aerobic bacteria (i.e. bacteria that feed on oxygen). This second category of bacteria is essential for ammonium to be nitrified.

The Oxyfix® waste water treatment system draws inspiration from a biological phenomenon found in Nature and recreates this using Oxybee® (media) produced in the form of a honeycomb shape.

Oxybee® is constructed from lightweight and durable recycled plastic (polypropylene and polyethylene) to create a platform to support the continual growth of bacteria. To further optimize the quality of bio-film without risk of clogging, Eloy Water engineers developed Oxybee® to provide a large surface area of 200m<sup>2</sup>/m<sup>3</sup> with a specific 90% of open area. This unique and innovative design has produced a consistent and reliable platform that will never need to be replaced



### 3 - Clarifier

The third and last stage is to separate any residual suspended matter present in the treated effluent and to encourage denitrification. The suspended matter collects at the base of the Clarifier as sludge and is returned to the primary separator through a recirculation system (using a pump or airlift, depending on the model). Thanks to the sampling chamber inside the reactor, the quality of the clarified water is easy to control.

### 4 - Disinfection and Irrigation tank

#### If no disinfection:

Not applicable

#### If chlorine disinfection:

After pre-filtering at the output of the treatment tank, the treated wastewater arrives in the “effluent storage tank” passing through a chlorine disinfection system. The objective of the disinfection treatment is to eliminate pathogenic microorganisms from the treated wastewater. The treated water is then stored in the “Disinfection and Irrigation Tank” until the water level is sufficiently high that it engages the pump and the effluent is drained to the irrigation surface.

#### If UV Disinfection

The treated wastewater arrives in the “Disinfection and Irrigation tank” where it is stored for a short period. When the water reaches a sufficient level, the pump engages and the effluent is drained away to the irrigation surface passing through a disc filter that retains particles of up to 80 microns and an ultraviolet disinfection system. The objective of the disinfection treatment is to eliminate pathogenic microorganisms from the treated wastewater. After the disinfection the water can be pumped out of the chamber to the disposal system.

#### **Treatment Plant Approval**

Approved by: Lindsay Walker

Delegated Authority

Department of Housing & Public Works



b) design parameters which include hydraulic, organic and nutrient loading

Design parameters	Flow	(m <sup>3</sup> /day)		1.500
	BOD5	(g O <sub>2</sub> / day)		700
	TSS	(g / day)		700
	Nt	(g / day)		150
	P	(g / day)		25

Performance criteria				Oxyfix C-90 10 PE - UV Model	Oxyfix C-90 10 PE - Chlorine Model	Oxyfix C-90 10 PE - No disinfection
	Advanced Secondary Treatment					
	BOD5	< 10 mg O <sub>2</sub> / L		✓	✓	✓
	TSS	< 10 mg / L		✓	✓	✓
	E.coli	< 10 CFU / 100 ml		✓	✓	✗

#### Treatment Plant Approval

Approved by: Lindsay Walker  
Delegated Authority  
Department of Housing & Public Works



c) operating capacity and peak design capacity

Peak flow =  $3Q_{18} = 250 \text{ l/hour}$

Dimensions and volumes:

Primary	Volume	(m <sup>3</sup> )		2.899
	Sludge storage	(m <sup>3</sup> )		1.516
	Water level	(m)		1.90
Biological reactor	Volume	(m <sup>3</sup> )		1.244
	Water level	(m)		1.90
	Oxybee (biocarrier)	(m <sup>3</sup> )		1.240
	Diffusors	(pcs)		3
Clarifier	Volume	(m <sup>3</sup> )		1.057
	Water level	(m)		1.90
	Recirculation type			Airlift (venturi effect)
	Recirculation flow	(m <sup>3</sup> /day)		6 to 9
Pumping station	Min. volume	(m <sup>3</sup> )		1.000

d) detailed description of the components including construction material

Tank(s): High performance fiber reinforced concrete

Biocarrier (Oxybee) : Recycled polypropylene

Air feed pipes: PVC PN16

Filter: polypropylene

e) Proposed method of disinfection where applicable

Chlorination: tablet dispenser cassette

UV disinfection: 80µm filter & 40W UV lamp

f) details of pumps and associated controls, electrical panel, alarm system and aerators and controls where applicable

Air blower:

Model: JDK-S-80 or similar

Energy consumption :  $0,055 \text{ kW/h} \times 24/24 = 481,80 \text{ kWh / year}$

Irrigation pump :

Model: Pedrollo or DAB or Davey or similar (HMT 9 as the standard pump)

Energy consumption :  $0,800 \text{ kW/h} \times 0,19 \text{ h / day} = 55,48 \text{ kWh / year}$

**Treatment Plant Approval**

Approved by: Lindsay Walker

Delegated Authority

Department of Housing & Public Works





UV lamp:

Model: 40W UV lamp

Energy consumption :  $0,040 \text{ kW/ h} \times 24/24 = 350,40 \text{ kWh / year}$

Alarms system :

Sound and visual alarms pre-installed in the control board

Indicators lights for high water and blower failure

g) required servicing intervals

Maintenance: once every 3 months

h) required intervals for wastage of sludge

Sludge pump-out is required if accumulation exceeds 70% of the total volume of the primary chamber

**Treatment Plant Approval**

Approved by: Lindsay Walker

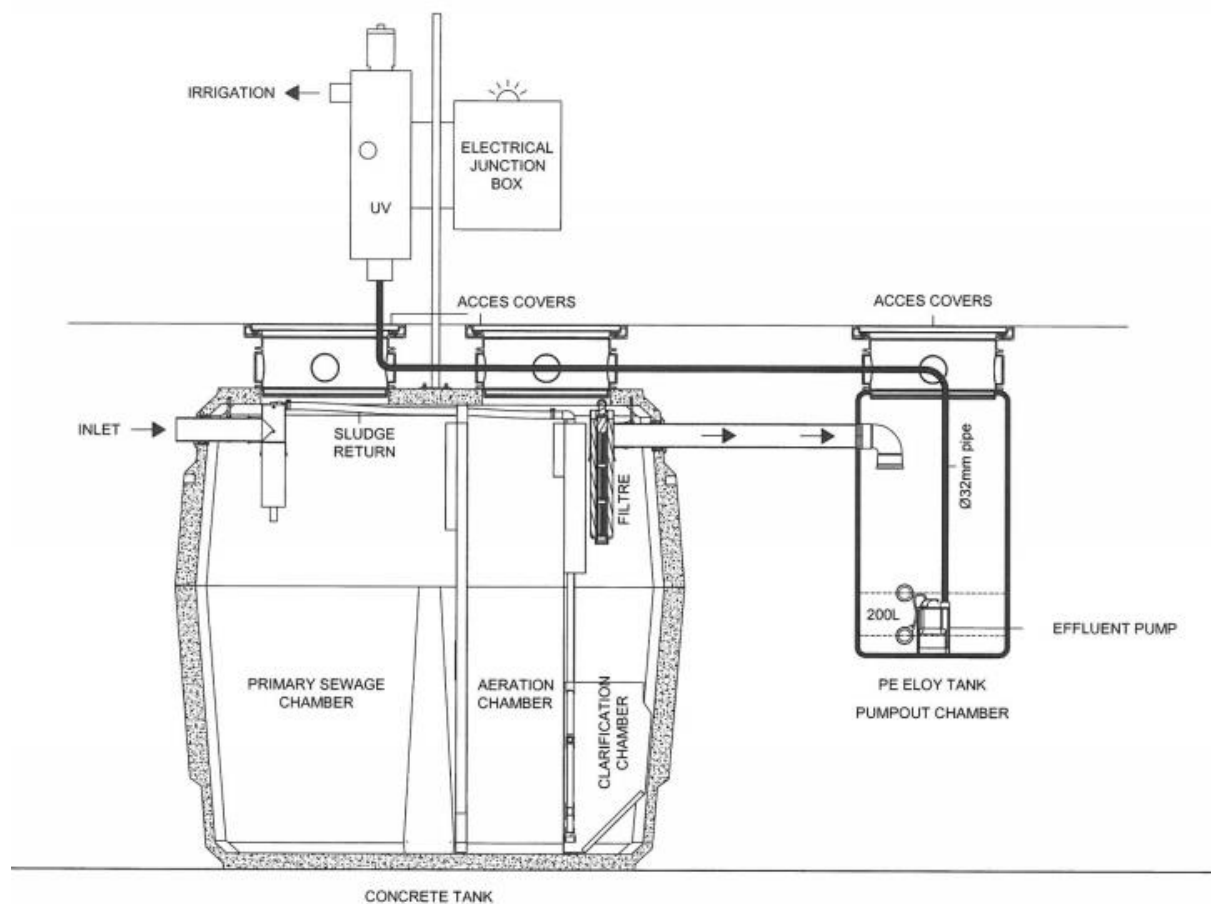
Delegated Authority

Department of Housing & Public Works





**Oxyfix C-90 10 PE – Chlorine model**



**Treatment Plant Approval**

Approved by: Lindsay Walker

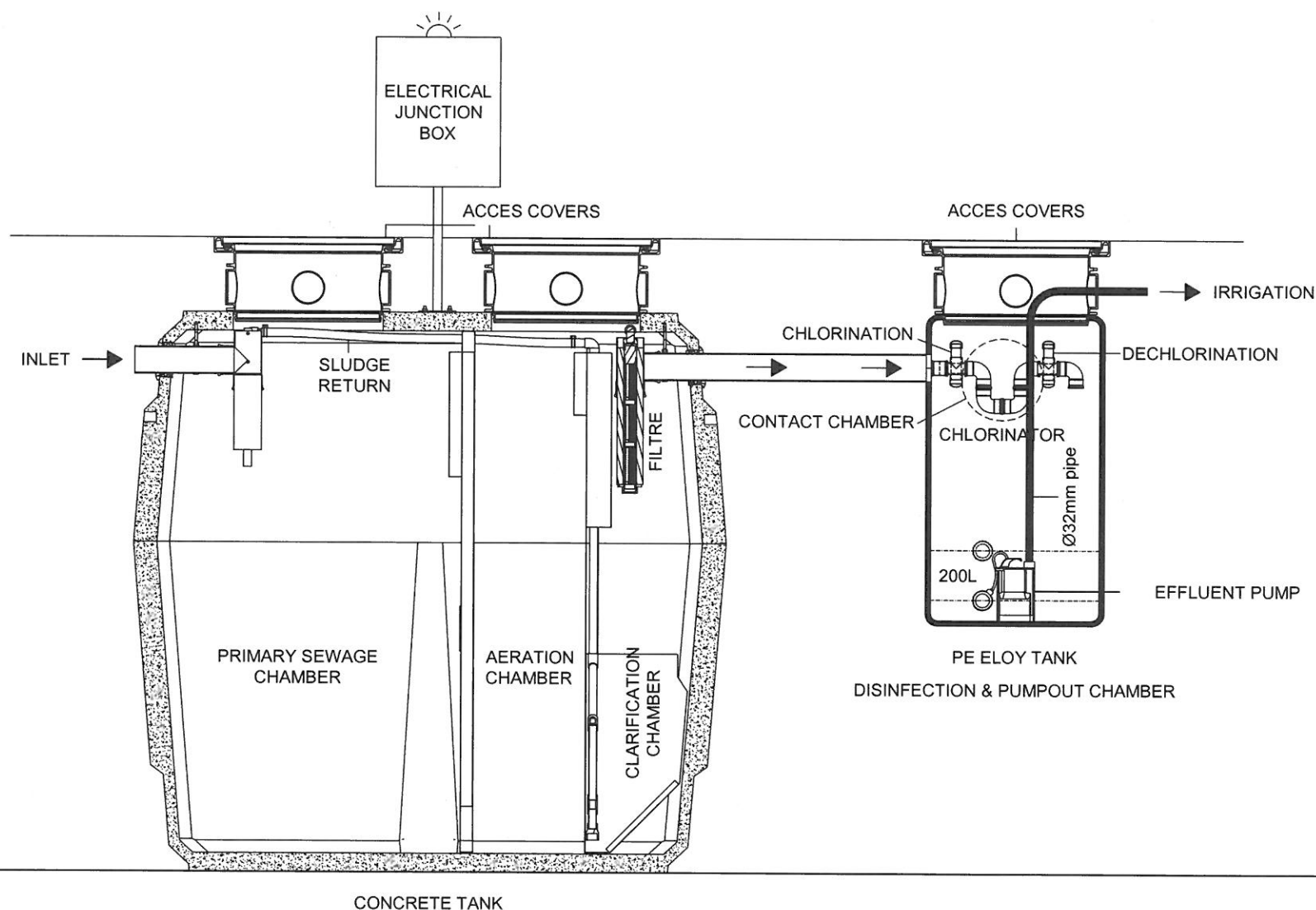
Delegated Authority

Department of Housing & Public Works



OXYFIX C-90 10 PE - CHLORINE MODEL

**Treatment Plant Approval**  
Approved by: Lindsay Walker  
Delegated Authority  
Department of Housing & Public Works



DATE			REVISIONMODIFICATIONS			VALIDATION		
						Designed by:	Verified by:	Validé par:
						P.Hick		X.Maertens
			OXYFIX C-90 1-10 EP (1)			Unique tank		
						Schematic diagram		
Zoning de Damré, rue des Spinettes 13 4140 Sprimont (BELGIUM) Tel: +32(0)4/382.44.00 - Fax: +32(0)4/382.44.01 <a href="http://www.eloywater.com">http://www.eloywater.com</a> - <a href="mailto:info@eloywater.com">info@eloywater.com</a>			ELOY STANDARD PRODUCT RANGE			Scale	Date	Sheet
						1/25	10/05/2016	A3
			OXYFIX AUSTRALIE			EW-2667	R 010 I001	-